



清华大学
学生社区管理服务中心
Center for Student Community Management and Service
Tsinghua University

清华大学
Tsinghua University

国际学生公寓住宿生活指南
International Student Apartments
Accommodation Guide



Foreword

Dear Students:

Welcome to the International Student Apartments of Tsinghua University! The colorful college life has begun. Considering that you are new to Tsinghua University and not very familiar with residential life, we have compiled this “International Student Apartments Accommodation Guide”, which covers various aspects of everyone’s apartment life, such as apartment introduction, accommodation procedures, apartment life, public space, rules and regulations, safety instructions, green life, apartment culture, etc. We hope this guide can really help you in your future accommodation life, so that you can better adapt and integrate into Tsinghua University!

This guide is compiled by the International Student Apartments Office and Student Dormitory Representatives of international student apartments. We hope you can read it carefully and you are welcome to bring up valuable suggestions.

International Student Apartments Office



Guide Contents

Page

01 **Apartment Introduction**

02 **Accommodation Procedures** Check-in / Check-out / Room Change / Accommodation Registration / Room Card

04 **Apartment Life** Water & Electricity / Air Conditioner/ Drinking Water Repair Guide / Delivery Service / Laundry & Drying Internet / Convenience Services

08 **Public Space** Space Types

09 **Rules and Regulations** Prohibited Electrical Appliances / Electric Vehicle Battery / Stay Over / Others / Special Notes

10 **Safety Instructions** Fire Extinguisher Usage /Earthquake Preparedness/ Evacuation Escape / Fire & Theft Awareness / Fraud Awareness

12 **Green Life** Green Travel / Waste Sorting

13 **Apartment Culture** Community Points/ Community Activities / Student Dormitory Representatives / Volunteers

15 **Building Introduction** Building Overview / Useful Phone / Public Space Reservation and Precautions / Business Hours of Student Service Center (Building C) Shops

Apartment Introduction

International Student Apartments of Tsinghua University was completed in 2004 and is located in the northeast corner of the campus, near the northeast gate of the university. On-campus apartments include Zijing Building No. 19-23 and Student Apartment No. 6 (Asian Youth Center), which can accommodate more than 3,000 international students. The apartments are equipped with basic service facilities such as washing machines and dryers as well as a diverse learning and discussion space, providing students with a good living and learning environment.

Front Desk on the Ground Floor: Responsible for the services of the building, temporary door opening, and provision of convenient supplies (emergency medicines, carts, umbrellas), etc.

Location: Ground floor lobby of each apartment

Tel: Details in building introduction section

Working Hours: 24h

General Service Desk of International Student Apartments: Responsible for check-in, check-out, room change, accommodation registration, etc.

Location: 1st Floor of Zijing Building No. 23

Tel & E-mail: 010-62793006; gaopei@tsinghua.edu.cn

Working Hours: 7:00-22:00 (Beijing Time)

International Students & Scholars Center: Responsible for the admission, visa, accommodation and other affairs of international students

Location: 1st Floor of Zijing Building No. 23

Tel & E-mail: (Undergraduate) 010-62773076; iso-undergrad@tsinghua.edu.cn

(Graduate) 010-62788196; iso-grad@tsinghua.edu.cn

(Non-degree Students) 010-62770992; iso-nondegree@tsinghua.edu.cn

Working Hours: Monday to Friday 8:00-12:00, 13:00-17:00 (Beijing Time)



Accommodation Procedures

The check-in, check-out and room change procedures of international students are all handled at the General Service Desk which is located on the 1st Floor of Zijing Building No.23.

Check-in

Materials: Passport, student I.D. Card (freshmen need to present the "Admission Notice")

Process: Online/on-site payment → Sign accommodation agreement → Get the room card/Activate student ID for room access → Accommodation registration → Move into the apartment

Notes: On-site payment can be made in cash (RMB), mobile payment, bank cards issued by domestic banks in China, and VISA/MASTER/American Express/JCB credit cards issued by foreign banks.



Tips: After moving into the apartment, you should check whether the facilities and items in the room are complete, and if you have any questions, contact the front desk on the ground floor in time. If the equipment, facilities and guest supplies in the room are lost due to students' reasons, compensation shall be made according to the regulations.

Check-out

Materials: passport, accommodation fee payment receipt, room card/key

Process: Packing luggage and take the luggage out of the room → Inform the front desk on the ground floor to check the room → check out at the General Service Desk

Notes: Check-out procedures are completed before 14:00, and the room rate of the day will be waived; if the check-out is completed during 14:00-19:00, a half-day room rate will be charged; if the check-out is completed after 19:00, the room rate will be charged for the whole day; If you need to check out outside of office hours of the general service desk, please complete the check-out procedure one day in advance.

Room Change

- Students are allowed two opportunities to change rooms during their stay. Log in the room change application system (<http://hf.myhome.tsinghua.edu.cn/>) to apply it.
- After receiving the email notification of successful room matching, students need to go to the General Service Desk with their passports and the original room card/key to complete the room change procedures within 72 hours, and move to the new dormitory within 4 hours.
- After the student's room is changed, please inform the International Students & Scholars Center on-site or by email (see P1 Apartment Introduction).



Accommodation Procedures

Accommodation Registration

- International students living in on-campus international student apartments must complete the online accommodation registration when checking in.
- During their stay, if the following information changes, it is necessary to go to the General Service Desk and re-register.



- Accommodation Agreement of International Student Apartments clearly states: During the tenancy period, international students must ensure the legality and validity of their ID documents, such as passports (including visas, residence permits, and stay permits), Foreigner's Permanent Residence Card, passports and travel permits to and from Hong Kong, Macao, and Taiwan, People's Republic of China Resident Identity Card, or other travel documents recognized by the Chinese government. If there is a change in Party B's foreign residence permit application matters, they shall promptly register such alterations at the General Service Desk of the campus apartments.
If there is a change in the registration of the foreigner's residence permit but international students fail to complete registration of such alterations in time, or if their visa, residence permit, or stay permit expire but they fail to apply for a renewal, Party A reserves the right to suspend the provision of accommodation to Party B.
- According to the relevant content of the *Exit and Entry Administration Law of People's Republic of China*, for foreigners who reside or stay in domiciles other than apartments, they or the persons who accommodate them shall, within 24 hours after the foreigners' arrival, go through the registration formalities with the public security organs in the places of residence.
- For more legal content, please refer to the *Exit and Entry Administration Law of People's Republic of China* and *Regulations of the People's Republic of China on Administration of the Entry and Exit of Foreigners*. Please pay attention to it!
- For any other inquiries, please consult the General Service Desk of international student apartments.

Room Card

The apartment room card is the student I.D. card or an induction door card, and the door can be opened by sticking the room card to the induction area on the upper part of the door lock.

- Temporary opening : If the room card is lost or left in the room, students need to bring their valid certificates (passport, student ID, etc.) to the front desk on the ground floor to apply for temporary opening of the door. After verification, the staff in the building will help to open the door.
- Lost & Reissue: Students need to bring their valid certificates (passport or student ID) to the General Service Desk of the international student apartments to apply for relevant procedures.



Apartment Life

Water & Electricity

Cost: International students living in the international student apartments do not need to pay additional water and electricity bills, please save water and electricity.

- Supply time of hot water for showering: 6:00-24:00

Notes: Equipment maintenance will be arranged once a week, and the hot water supply will be suspended from 9:00 to 17:00 on the day of maintenance.

ZJ19-20: Maintenance every Thursday; ZJ21-23: Maintenance every Friday;

Student Apartment No. 6: Maintenance every Monday.

If there is any change, the notice in the apartment shall prevail.

- The maximum power rating for all electrical appliances (including cooking appliances) used in the apartments must not exceed 1000W.
- ✓ The use of high-power electrical appliances is prohibited in densely populated areas such as student dormitories, classrooms, and auditoriums.
- ✓ General household high-power electrical appliances refer to those rated above 1000W.
- ✓ The higher the power of the electrical appliances, the greater the risk of fire compared to low-power appliances.
- Tips on purchasing and using electrical appliances:
 - ✓ Purchase qualified electrical products such as power strips and desk lamps that have passed China's compulsory product certification (CCC certification) through legitimate channels. After purchase, carefully read the product's instruction manual and safety precautions.
 - ✓ Use hair dryers and other appliances correctly. Ensure that electrical appliances are kept away from flammable materials such as paper and cotton. Unplug the appliance after use and allow it to cool down before storing it.
 - ✓ Do not use too many high-power electrical devices on the same power strip; do not plug or unplug power plugs with wet hands.
 - ✓ Place the mobile phone charger on a desk when charging, and unplug it from the socket after charging is complete.

Why?

Air Conditioner

According to the regulations of Beijing Municipality and the university, the apartment will provide air-conditioning or heating uniformly at the specified time every year.

- Supply time: (The actual supply time is subject to university notice)

Air-conditioning is generally from early June to the end of August; heating is generally from mid-November to mid-March.

- Switch: When the air conditioning/heating is on, the status and temperature can be adjusted by the air conditioner switch.

Reminder: The room temperature should not be too low or too high, and remember to turn off the air conditioner when you leave the room.

Apartment Life

Drinking Water

- Tap water in the room is not drinkable.
- The apartment buildings are equipped with water dispensers where students can swipe their student ID cards to get water.



Repair Guide

- During accommodation life, if the room facilities are damaged, the drainage is not smooth, the socket is damaged, the air conditioner malfunctions or any other problems, students can immediately report the problem by themselves.
- Method 1: Reporting repairs via WeChat official account
Scan the QR code to follow the Student Community WeChat official account (Refer to Image 3)→Click on “Repair”(Refer to Image 4)→Click on “Login”→Click on “English” on the top right corner→“Electronic ID Service System of Tsinghua University” and input your username and password, and then log in→Click on “Repair” again→Click on “Add”→Select “Building Number, Category, Type, Object” →Fill in the related information→Click on “Add” to submit and complete reporting.
- Method 2: Reporting repairs via “清华家园网” (Student Community Website) by computer
Visit the website <http://myhome.tsinghua.edu.cn/en/index.aspx>→Click on “Repair”(Refer to Image 5)→Click on “Login”→“Electronic ID Service System of Tsinghua University” and input your username and password, and then log in→Click on “Repair” again→Click on “Add”→Select “Building Number, Category, Type, Object” →Fill in the related information→Click on “Add” to submit and complete reporting.
- For non-emergency repairs at night, please wait for the next day's working hours. We recommend that students are present during the maintenance time. If students are not present, please inform the front desk on the ground floor.

Delivery Service

- Mailing address
Zijing Zone: Zijing Student Apartment Building No. X, Tsinghua University, Haidian District, Beijing 100084, P.R. China
South Zone: Student Apartment Building No.6, Tsinghua University, Haidian District, Beijing 100084, P.R. China
- Mail/Parcel Pickup
 - ① Parcel Locker: Zijing Parcel Locker: East of Zijing Basketball Court
Heqing Parcel Locker: North of Zijing Building No. 14
Small Bridge Parcel Locker: South of Student Apartment No. 23
Qingfen Yuan East Parcel Locker
 - ② Express Point: Northwest of Zijing Building No. 14; North of Tingtao Canteen
 - ③ Post Office: Student Service Center (Building C),
Zhaolan Yuan (about 150 meters south of the Old Gate)
- Mail/Express Service: Express Point, northwest of Zijing Building No.14; Building C/Zhaolan Yuan post office, or app appointment pickup

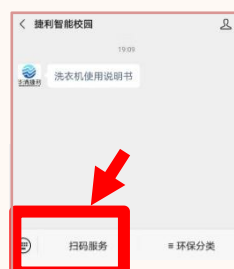
Apartment Life

Laundry & Drying

- There are public washing machines and dryers in the apartment (Details in building introduction). Please bring your own laundry detergent and clothes basket. Usage time is 8:00-23:00, please use it within the specified time.
- The apartment has a space for students to hang up clothes. Please refer to the building introduction for the detailed location.
Please take out the clothes as soon as possible after drying to avoid losing them.
- The machine needs to use **WeChat payment**, and the relevant instructions are as follows (take washing machine as an example) .



① Scan the QR code to follow the official account



② Click “扫码服务”(Code Scanning)



③ Allow notification



④ Select service



⑤ Select mode



⑥ WeChat Pay

Steps for Cleaning Impurities in the Dryer

Step 1: Power Off, Unplug the dryer to ensure it is powered off for safe operation.

Step 2: Remove and Clean, Open the dryer door, take out the lint filter, clean the lint filter and wipe it dry.

Step 3: Reinstall and Restore, Put the cleaned lint filter back into its original position inside the dryer drum, then plug the power back in to complete the cleaning process.

Warm Reminder

1. The washing machine and dryer do not have the function of washing shoes and blowing air. Please do not put shoes in the machine.
2. Washing machines and dryers are unattended self-service machines. Please prepare a basket for clothes and take out the clothes as soon as possible after washing, so as not to lose or affect others' use. Students can check whether the washing is completed in the WeChat official account.
3. In case of machine failure, you can call the customer service number on the machine.
(working hours: 8:00-23:00) , or ask the front desk on the ground floor for assistance.



Apartment Life


Internet



- After successfully activating Tsinghua University's electronic identity, you have a campus network account, campus wired network and campus wireless network (SSID is Tsinghua or starting with Tsinghua-), and you need to log in to use it.
- If you have any questions, you can contact the Information Technology Center at Tel: 62784859, Address: B104, 1st Floor, East Gate of Lee Shau Kee Science and Technology Building, Reception Service Hours: 8:00-12:00, 13:00-17:00 on weekdays.


Convenience Services

- Microwave (see the building introduction for detailed location), please pay attention to the following when using the microwave:



Attention: Do not heat for more than 2 minutes, and do not leave during the use.

- self-service vending machine (see attachment for detailed location)



Use Alipay or WeChat to pay for coffee machines and self-service vending machines.

In case of machine failure, please contact customer service (as shown on the machine) in time, or ask the front desk on the ground floor for assistance.

- Print & Copy

Zijing Zone: There are many print shops in the student living area, which are located on the ground floors of Zijing Building No. 1, No.4, No.8, No.10, No.12, No.13 and the ground floor of the Student Service Center (C Building).

South Zone: commercial ground floor of Student Apartment No. 7.

- Convenience materials (Front desk on the ground floor)

√ Convenient cart	√ First aid kit	√ Umbrella	√ Hair dryer
√ Cleaning cloth & bucket	√ Paper shredder	√ Cloth Steamer	

- Hair Dryer

The shower is equipped with a hair dryer. It is recommended that students use the public hair dryer in the building and do not need to purchase it separately.

- Sanitation

Please keep the dormitory clean. Sanitary duty system is suggested. Please clean the dormitory regularly, and grow a good sanitary habit.

The apartment will carry out sanitation and safety inspection regularly. According to Article 40 of Chapter 6 of *Administrative Measures for Accommodation in Student Apartments at Tsinghua University*, where a student does not clean his/her room in a timely manner and leaves it dirty, messy, and untidy, he/she shall be subject to a written warning.

Public Space

Space Types

In order to meet the needs of students to study and live in the apartment, the International Student Apartments are equipped with a variety of public spaces such as study rooms, multi-purpose rooms, seminar rooms, and light sports spaces.



Study Room



Study Room



Multi-purpose Room



Public Living Space



Light Sports Space



Seminar Room

Warm Reminder:

1. Please refer to the building introduction for the detailed location and usage (including reservation method) of each type of space in the building.
2. Please consciously abide by the regulations on the use of the public space, use the public space in a civilized manner, and take good care of the space equipment and facilities. Clean and tidy up after use and restore the original condition. Let us maintain a good living environment together !



Rules and Regulations

Prohibited Electrical Appliances

Prohibited electrical appliances are not allowed in the apartment. Once found, a warning (disciplinary punishment) will be given, and if a fire is caused, a severe warning or above disciplinary actions will be given and the accommodation agreement will be terminated.

- (1) Electrical heating devices and electrical appliances without automatic power-off protection modules, including immersion heaters, electric stoves, electric blankets, electric water heaters and electric heaters;
- (2) Electrical appliances rated above 1,000W;
- (3) Electric rice cookers, induction cookers, ovens, electric food warmers, electric baking pans and other kitchen appliances (Please note: kitchen appliances can be stored, but cannot be used in the room.);
- (4) Electrical appliances without national safety certification;
- (5) Other electrical appliances with potential safety hazards.

Electric Vehicle Battery

Boarders are not allowed to bring batteries of electric vehicles to their apartments, park electric vehicles or charge electric vehicles or store batteries of electric vehicles in their apartments. Once found, a **warning** or above disciplinary actions will be given and the accommodation agreement will be terminated.

The electric vehicles refer to electric bicycles, electric motorcycles, and electric tricycles, electric self-balancing scooters, and other electricity-driven transportation tools with potential safety hazard.

Stay Over

If students have visitors, please abide by the apartment visit regulations and do not stay over. The visiting hours of the apartment is 8:00 - 23:00.

Please receive visitors during the visiting hours. According to accommodation regulations, receiving visitors beyond visiting hours will result in temporary overstay (less than 1h) or sleepover (more than 1h), and will lead to public notice of criticism or disciplinary punishment, which will affect students' campus life.

Others

Smoking and open flames are not allowed in the apartment; don't decorate, destroy or change the structure and function of the house without permission; don't lend your room key, access card or room card to any other person without prior consent; don't bring animals to or raise animals in apartments, which disrupts public order and others' physical and mental health.

Special Notes

1. Consequences of Disciplinary Actions

Before the disciplinary action is lifted, the students will be disqualified from receiving commendations, awards and other rights (scholarship, honorary titles, recommendation for postgraduate programs, "Teaching Assistant, Research Assistant, and Management Assistant", grants, etc.) according to the types of disciplinary actions received.

For details, please refer *Administrative Measures for Accommodation in Student Apartments of Tsinghua University*, *Regulations on Disciplinary Action Management for Students in Tsinghua University*, *Implementing Rules of Regulations on Disciplinary Action Management for Students in Tsinghua University* and other relevant regulations of the university.

2. Situations of Terminating Accommodation Agreement

According to accommodation agreement of international student apartments, for students who is subject to serious breach of the agreement or get punished for violating university rules and disciplines, the apartment reserves the right to unilaterally terminate the agreement and ask the student to move out and complete check-out procedures within seven days.

★ **If students violate following articles, the accommodation agreement shall be deemed as being seriously breached. Other behaviors that seriously breach the agreement please refer to the agreement articles.**

Boarders shall not allow overnight stays of any visitor; keep or use flammable, explosive, toxic, radioactive, corrosive substances and other dangerous goods; use induction cookers, ovens, electric rice cookers, electric baking pans, and electric caldrons and other cooking utensils in the room; keep or charge batteries of electric vehicles (electricity-driven transportation tools with potential safety hazard, including electric bicycles, electric motorcycles, electric tricycles, and electric balance car) in the apartments; bring batteries of electric vehicle into the apartment, or store batteries of electric vehicle in the apartment; use naked flame; move or damage firefighting equipment or use the equipment in non-emergency situations; block fire lanes or evacuation routes; touch or cover fire detectors or sprinklers.

Safety Instructions

Fire Extinguisher Usage

When the fire in the apartment is relatively small, you can use a fire extinguisher to extinguish it immediately.

- Step One: **Take out the Extinguisher**

Dry powder extinguishers are stored in the fire cabinet at the staircase and opposite to the elevator on each floor.

- Step Two: **Pull out the security pin**

Hold the lower handle and pull out the security pin. Do not hold the upper handle, as you will not be able to pull out the pin.

- Step Three: **Spray**

Hold the press bar in one hand, and hold the nozzle at the front section of the spray hose with the other hand. Note: Stand 3-5m upwind, and spray at the fire root.




Earthquake Preparedness and Evacuation

- When receiving a destructive earthquake warning, all personnel on the 1st and 2nd floors must quickly evacuate to an open outdoor area. Teachers and students on the 3rd floor and above should take the basic earthquake-proof actions of "Drop, Cover, and Hold On".
- After receiving the notice that "The earthquake shaking has stopped. All personnel sheltering indoors should evacuate immediately via staircases to open outdoor areas", all sheltered individuals must promptly evacuate from the building to the open space in front of the building (emergency assembly area) along the evacuation routes.

Evacuation Escape

- The fire facilities in the apartment include emergency evacuation door, emergency exit light, emergency light, emergency broadcast system, fire detector, manual fire alarm, indoor fire hydrant, fire extinguisher, etc. See the fire evacuation plans in the apartment for the specific locations.
- If a large fire broke out in the apartment, do not panic. Evacuate according to the direction of the evacuation indicator light. Press the emergency evacuation button beside the door to open the evacuation door and evacuate quickly. The following are three main points of evacuation escape.
 - ✓ Cover your nose and mouth with a wet towel.
 - ✓ Follow the directions of the safety signs, walk by the wall and keep your body as low as you can.
 - ✓ Never take an elevator if there is a fire.



Emergency Call (24-hour)

Student Community Public Safety Emergency Command Center: 010-62783996

Tsinghua University police station: 010-62782001

Safety Instructions

Fire & Theft Awareness

● Fire Prevention

- ① Use qualified electrical equipment and use electricity safely
- ② Keep the fire exits in the apartment unblocked
- ③ Do not store flammable and explosive materials
- ④ Don't connect the power privately, don't change the circuit indiscriminately
- ⑤ Don't keep/use prohibited electrical appliances
- ⑥ Do not bring electric vehicle batteries into the building
- ⑦ Do not smoke in the apartment, do not use open flames, and do not burn debris
- ⑧ Turn off the power when you leave the room, and don't charge electrical devices while they are unattended



● Theft Awareness

- ① Develop the good habit of closing the door and taking your room card and key with you when you leave the room
- ② Valuables should be carried with you and locked in the cabinet when not in use
- ③ Keep personal ID card, bank card number, personal password, purchasing records and other information safe, and do not disclose them to others
- ④ Be mindful of strangers. If you see anyone suspicious in the building, report it to the staff as soon as possible

Fraud Awareness



Scan to download
"National Anti-
Fraud" App
Get scam alerts
Enhance your
awareness

Say **NO** to the following:

- Anyone who claims to be from public security institutions and asks you for a loan
- Anyone who asks you to pay into a "safety" account
- Anyone who asks you to open an online bank account for inspection
- Anyone who claims to be your manager/boss and requires you to make a payment
- Anyone who tells you that your relative has had an accident and you need to pay money to help them
- Anyone who asks you to register your bank card information on any unfamiliar website
- Anyone who asks you to pre-pay before claiming a sum of money
- Anyone who asks for any information about your bank account or verification code



Recently, there has been a high incidence of campus fraud, especially by **impersonating online customer service, teachers, acquaintances, etc.** and by **conducting inappropriate chats.** Please be vigilant and remember **not to send money or provide SMS verification codes** to unknown persons or organizations under any circumstances, and to contact the front desk on the ground floor in the first instance in case of fraud.

Green Life

Green Travel

- Electric vehicles are **not allowed to drive or park in the student living area**. If violated, the student will be given public criticism. If repeatedly violated, a disciplinary punishment will be given.
- Electric vehicles are not allowed in the student living area. It is not recommended for students to purchase electrical vehicles. Instead, consider buying bicycles for green and eco-friendly travel.
- The electric vehicles refer to electric bicycles, electric motorcycles, and electric tricycles, electric self-balancing scooters, and other electricity-driven transportation tools with potential safety hazard.



Waste Sorting

In response to the requirements of the newly revised *Regulations on Household Waste Management in Beijing*, Beijing has implemented a mandate on household waste sorting. The apartment waste collection container is located in the ground floor lobby. Please take your personal household waste out of the room and throw it into the **corresponding bins by yourselves**.



Food waste: indicates perishable and organic household waste



requirements

- Dry the waste before disposing
- Remove packaging before disposing
- No other sundries such as glass ceramics, metal, plastic rubber, etc.

Recyclable: Goods suitable for recycling and resource utilization



requirements

- Gently dispose
- Clean and dry to avoid pollution
- The waste paper should be as flat as possible
- Those with sharp edges and corners should be wrapped
- Empty the contents of the three-dimensional packaging, squeeze and clean it

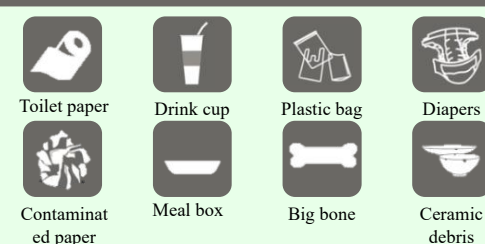
Hazardous waste: domestic garbage that may cause harm to human health or the natural environment



requirements

- be intact to avoid secondary pollution
- If residue or volatile, please seal
- Please gently dispose
- Please put it in the package or parcel if it is easily damaged

Residual waste: domestic garbage that cannot be classified into the above three categories



requirements

- Dry the waste before disposing

Apartment Culture

Community Points

International Student Apartment Community Points Program starts now! Serving as an International Student Dormitory Representative or volunteer, participating in safety education, community courses, and other activities will earn you Community Points, redeemable for gifts at the end of each year. We encourage everyone to actively engage in community governance and work together to build a safe, healthy, green, and harmonious international student community through shared participation and benefits.

Community Activities

- There are colorful community activities in the International Student Apartment, such as writing Spring Festival couplets, making Zongzi during the Dragon Boat Festival, Mid-Autumn Festival Garden Party, making dumplings in the winter solstice, gifts dedicated to university anniversary celebration, various community class, etc. Students are warmly welcome to participate!



Chinese
Traditional
Festival



Tsinghua
Style



Community
Characteristics

- The activities will be promoted through the publicity column in the building. For more activities, please pay attention to the WeChat public account of "Student Community of Tsinghua University".
- We welcome everyone to make valuable suggestions and build a better community together!



Apartment Culture

Student Dormitory Representatives

- The SDR (Student Dormitory Representatives) of international student apartments was established in March 2019 and affiliated with the Student Work-study Group.
- As a bridge between international students and the apartment, the SDR assists the apartment management by organizing building cultural activities, carrying out building management, services, and publicity. The SDR team has organized many cultural activities, such as HEY THERE, Chinese Corner, badminton competition, Pump it up Mid-sem, Together Party and Game Night, etc.



- Welcome to become one of SDR!
- For registration, please pay attention to the recruitment posters in the publicity column at the beginning of the semester, or consult the staff of the front desk on the ground floor. (The name list of SDR will be announced on the publicity column in the building at the beginning of each semester. Please pay attention).



Volunteers

- The International Student Apartment Volunteer Organization was established in June 2020. Students participating in the activities can get "Beijing Volunteer Service Federation" working hours and volunteer certificates.
- The volunteer organization recruits dedicated and voluntary international students to jointly create a harmonious and friendly community. Up to now, voluntary activities such as fresh students orientation, environment test supervision, packing for graduates and cleaning up for university anniversary celebrations have been carried out.



Welcome to International Student Apartments

Building Overview

- The staff in this building mainly include building manager, apartment attendants, room attendants, etc., who jointly carry out accommodation management, civilized behavior supervision, and other services.
- The rooms in this building are double rooms. There are study lounges, a multi-purpose room, light sports space, common living spaces, etc. in the building. Welcome to use!
- We hope that the students will develop good living habits and create a beautiful living atmosphere together!

Useful Phone

Front desk of ground floor:

Student Apartment Building No. 6: 62797790

Zijing Apartment Building No. 19: 62789501

Zijing Apartment Building No. 21: 62789504

Zijing Apartment Building No. 22: 62789503

Zijing Apartment Building No. 23: 62789509

International Students & Scholars Center:

62773076 (Undergraduate) /

62788196 (Graduate)/

62770992 (Non-degree students)

University Police Station: 62782001

24-hour alarm call of the Student Community Public Safety Emergency Command Center: 62783996

Canteen Card Department in Building No. 15: 62784158

University Directory Assistance: 62793001

General Service Desk of International Student Apartments: 62793006

University Hospital Emergency: 62782185

Campus Network Maintenance: 62784859

Lost and found office: 62783030

Fire alarm: 119

Police: 110

Ambulance: 120 / 999

Notice: If you are in a non-Beijing area, please add the area code "010" before calling



Welcome to Student Apartment Building No. 6

Apartment

Type		Location	Opening Hours	Usage approach & others
Front desk on the ground floor		Lobby on the ground floor	24h	/
Public spaces	Light sports space	underground	9:00-23:00	No reservation is required
	Study lounge	East side of each floor	24h	No reservation is required
	Common space	1F Sunken hall B1 West side training room B1 Antechamber	9:00-22:00	Reservation required if group activity
	Common living space	Middle of F1 West side of 2-6F	8:00-23:00	No reservation is required, equipped with microwave, fridge, water dispenser
Supporting facilities	Washing machine	East side of 1-6F	8:00-23:00	WeChat payment; Alipay payment
	Drier	East side of 1-6F	8:00-23:00	WeChat payment; Alipay payment
	Shoes washer	3F	8:00-23:00	WeChat payment; Alipay payment
	Drying room	East side of 1-6F	24h	/
Convenience facilities	Coffee machine	1F	24h	WeChat payment, Alipay payment
	Vending machine	1F	24h	WeChat payment, Alipay payment

Public Space Reservation and Precautions

- The study lounges, the common living spaces and the light sports space do not need to be reserved and can be used directly.
- To use the common spaces, reservations is needed in advance. The reservation approach is as follows:
 1. use a computer to access the website <http://myhome.tsinghua.edu.cn/>, click “家园主页”→click“公共空间”→click“快速预约” and enter the reservation page→choose “学生公寓6号楼公共空间”→choose specific space, date and time→finish the reservation by filling in your information as required by the website.
 2. Follow the official account “清华家园网”→click “家园Home”→click“公共空间”→click“快速预约” and enter the reservation page→choose “学生公寓6号楼公共空间”→choose specific space, date and time→finish the reservation by filling in your information as required by the page.
- **Usage requirements:** For specific usage requirements, please refer to the public space management regulations or consult the staff at the front desk on the ground floor of this building.
- If you need to borrow the all-in-one conference machine, please go the front desk at your reservation time.

Welcome to Zijing Apartment Building NO. 19

Apartment

Type		Location	Opening Hours	Usage approach & others
Front Desk on the Ground Floor		Lobby on the Ground Floor	24h	/
Public Spaces	Light Sports Space	F0	9:00-23:00	Reservation is not required
	Study Lounge	F4/5/6/7/8/9/10/11	24h	Reservation is not required, swipe the student ID card to enter
	Common Space	East side of F0	9:00-22:00	Reservation required if group activity
		Middle of F4/6/8/10	9:00-22:00	Reservation is not required, and group activity is forbidden
	Common Living Space	West side of F4/5/6/7/8/9/10/11	8:00-23:00	Reservation is not required, equipped with microwave, refrigerator; water dispenser equipped on 4/5/6/7/8/9/10F
Supporting Facilities	Washing Machine	F4/5/6/7/8/9/10/11	8:00-23:00	WeChat Payment, Alipay Payment
	Drier	F4/5/6/7/8/9/10/11	8:00-23:00	WeChat Payment, Alipay Payment
	Shoes Washer	F6/10	8:00-23:00	WeChat Payment, Alipay Payment
	Drying Room	East Side of F4/5/6/7/8/9/10/11	24h	/
Convenience Facilities	Coffee Machine	F0	24h	WeChat Payment, Alipay Payment
	Vending Machine	F0	24h	WeChat Payment, Alipay Payment

Public Space Reservation and Precautions

- Study lounges, light sports space and common living spaces do not require reservation.
- Common space at F2/4/6/8/10 do not require reservation and students cannot have group activity there. If students want to have group activities in common space at F0, please reserve in advance. The reservation approach is as follows:
 1. use a computer to access the website <http://myhome.tsinghua.edu.cn/>, click “家园主页”→click“公共空间”→click“快速预约” and enter the reservation page→choose “紫荆学生公寓19号楼公共空间”→choose specific space, date and time→finish the reservation by filling in your information as required by the website.
 2. Follow the official account “清华家园网”→click “家园Home”→click“公共空间”→click“快速预约” and enter the reservation page→choose “紫荆学生公寓19号楼公共空间”→choose specific space, date and time→finish the reservation by filling in your information as required by the page.
- **Usage requirements:** For specific usage requirements, please refer to the public space management regulations or consult the staff at the front desk on the ground floor of this building.
- If you need to borrow the all-in-one conference machine, please go the front desk at your reservation time.

Welcome to Zijing Apartment Building No. 21

Apartment

Type	Location	Opening Hours	Usage approach & Others	Type
Front Desk on the Ground Floor		Lobby on the Ground Floor	24h	/
Public Spaces	Light Sports Space	F1	9:00-23:00	Reservation is not required, swipe the student ID card to enter
	Study Room	F3/5/7/9/11	24h	Reservation is not required, swipe the student ID card to enter
	Pubic Activity Space	F2/6/10	9:00-22:00	Reservation is not required, and group activity if forbidden
	Common Living Space	West of F1-11	8:00-23:00	Reservation is not required, equipped with microwave, refrigerator; water dispenser
	Seminar Room	F4, 8F	9:00-22:00	Reservation required
Supporting Facilities	Washing Machine	East Side of F1-11	8:00-23:00	WeChat Payment, Alipay Payment
	Drier	F1/3/5/7/9	8:00-23:00	WeChat Payment, Alipay Payment
	Drying Room	East Side of F1-11	24h	/
Convenience Facilities	Vending Machine	West Bike Shed of F0	24h	WeChat Payment, Alipay Payment

Public Space Reservation and Precautions

- Study rooms, light sports space and common living spaces do not require reservation.
- The public activity space at F2/6/10 do not require reservation and students cannot have group activity there.
- The seminar room need to be reserved in advance. The reservation approach is as follows:
 1. use a computer to access the website <http://myhome.tsinghua.edu.cn/>, click “家园主页”→click“公共空间”→click“快速预约” and enter the reservation page→choose “紫荆学生公寓21号楼公共空间”→choose specific space, date and time→finish the reservation by filling in your information as required by the website.
 2. Follow the official account “清华家园网”→click “家园Home”→click“公共空间”→click“快速预约” and enter the reservation page→choose “紫荆学生公寓21号楼公共空间”→choose specific space, date and time→finish the reservation by filling in your information as required by the page.
- **Usage requirements:** For specific usage requirements, please refer to the public space management regulations or consult the staff at the front desk on the ground floor of this building.
- If you need to borrow the Laser TV machine, please go the front desk at your reservation time.

Welcome to Zijing Apartment Building No. 22

Apartment

Type		Location	Opening Hours	Usage approach & Others
Front Desk on the Ground Floor		Lobby on the Ground Floor	24h	/
Public Spaces	Light Sports Space	F0	9:00-23:00	Reservation is not required
	Study Room	F4-11	24h	Reservation is not required, swipe the student ID card to enter
	Public Activity Space	F0	9:00-22:00	Reservation required if group activity
		Middle of F4/6/8/10	9:00-22:00	Reservation is not required, and group activity is forbidden
	Seminar Room	F0	9:00-22:00	Reservation required
	Common Living Space	West side of F4-11	8:00-23:00	No reservation required, equipped with microwave, refrigerator; water dispenser
Supporting Facilities	Washing Machine	East side of F4-11	8:00-23:00	WeChat Payment, Alipay Payment
	Drier	East side of F4-11	8:00-23:00	WeChat Payment, Alipay Payment
	Drying Room	East side of F4-11	24h	/
Convenience Facilities	Coffee Machine	F0	24h	WeChat Payment, Alipay Payment
	Vending Machine	F0	24h	WeChat Payment, Alipay Payment

Public Space Reservation and Precautions

- Study rooms, light sports space and common living spaces do not require reservation.
- The public activity space at F2/4/6/8/10 do not require reservation and students cannot have group activity there.
- The seminar room and group activity in public activity space of F0 need to be reserved in advance. The reservation approach is as follows:
 1. use a computer to access the website <http://myhome.tsinghua.edu.cn/>, click “家园主页”→click“公共空间”→click“快速预约” and enter the reservation page→choose “紫荆学生公寓22号楼公共空间”→choose specific space, date and time→finish the reservation by filling in your information as required by the website.
 2. Follow the official account “清华家园网”→click “家园Home”→click“公共空间”→click“快速预约” and enter the reservation page→choose “紫荆学生公寓22号楼公共空间”→choose specific space, date and time→finish the reservation by filling in your information as required by the page.
- **Usage requirements:** For specific usage requirements, please refer to the public space management regulations or consult the staff at the front desk on the ground floor of this building.
- If you need to borrow the all-in-one conference machine, please go the front desk at your reservation time.

Welcome to Zijing Apartment Building No. 23

Apartment

Type		Location	Opening Hours	Usage Approach & others
Front desk on the ground floor		Lobby on the ground floor	24h	/
Public spaces	Light sports space	F0	9:00-23:00	Reservation is not required, swipe the room card will open the door
	New study lounge	F6、F10	24h	No reservation required
	Study lounge	F2/5/7	24h	No reservation required
	Multi-purpose room	F3	9:00-22:00	Reservation is required in advance, register at the front desk on the ground floor and receive the door card
	Common Living Space	East side of F2/4/6/8/10 West side of F3/5/7/9	8:00-23:00	No reservation required, equipped with microwave, oven, induction heater. Fridges are equipped on the east side
Supporting facilities	Water dispenser	East side Laundry Room of F3/5/7/9 West side Laundry Room of F2/4/6/8/10	24h	/
	Washing machine	East Laundry Room of F1-11 West Laundry Room of L2/4/6/8/10	8:00-23:00	WeChat payment
	Drier	East and West Laundry Room of F2/4/6/8/10	8:00-23:00	WeChat payment
	Drying room	East side of F1/3/5/7/9/11 West side of F2/4/6/8/10	24h	/
Convenient facilities	Coffee machine	Lobby on the ground floor	24h	WeChat payment; Alipay payment

Public Space Reservation and Precautions

- The study lounges, the light sports space, and the common living spaces do not need to be reserved and can be used directly.
- To use the multi-purpose room, reservations is needed in advance. The reservation approach is as follows:
 1. use a computer to access the website <http://myhome.tsinghua.edu.cn/>, click “家园主页”→click“公共空间”→click“快速预约” and enter the reservation page→choose “紫荆学生公寓23号楼公共空间”→choose specific space, date and time→finish the reservation by filling in your information as required by the website.
 2. Follow the official account “清华家园网”→click “家园Home”→click“公共空间”→click“快速预约” and enter the reservation page→choose “紫荆学生公寓23号楼公共空间”→choose specific space, date and time→finish the reservation by filling in your information as required by the page.
- **Usage requirements:** For specific usage requirements, please refer to the public space management regulations or consult the staff at the front desk on the ground floor of this building.
- If you need to borrow the all-in-one conference machine, please go the front desk at your reservation time.

Welcome to International Student Apartments

Business Hours of Student Service Center (Building C) Shops

Supermarkets and Convenience Stores		
Tmall Supermarket	7:30—23:30	Basement
Baile Convenience Store	9:00 AM—1:00 AM	Basement D20—3—2
Print Shop		
Meilite Copy Shop	Weekdays: 7:30—22:00 Weekends: 10:00—18:00	Room 115, 1st Floor
Laundry Service		
Fine Wash Shop	9:00—21:00	Basement D20—3—5
Post Office & Express Delivery		
China Post	9:00-16:30 Closed Saturday& Sunday	1st Floor
China Post Express Self-Pickup and Parcel Sending/Receiving Services	9:00—17:00	
Barbershop		
Jiangling Qingyi	10:00—21:30	1st Floor
Gege QuickCut	10:00—21:00	Basement D20—3—1
Photo Studio		
Kaka Photo Studio	9:00—19:00	Room 113, 1st Floor
Phone & Computer Repair		
LaoZeng Computer Repair	8:00—23:00	Basement D20—3—6
SanJie Mobile & PC Hub	9:00—11:00	Basement

Compiling & Typesetting
International Student Apartments Office



清华大学国际学生公寓
INTERNATIONAL STUDENT APARTMENTS
OF TSINGHUA UNIVERSITY